

Micro-Module Integrated *Bluetooth*[®] 1.2 Baseband Controller and Radio

Check for Samples: [LMX5452](#)

FEATURES

- Compliant with the *Bluetooth* 1.2 Core Specification
- -80 dBm Receiver Sensitivity (Typical)
- Class 2 Operation
- Low Power Consumption:
 - Advanced Power Management Features
 - Clocking Option 12/13 MHz with PLL Bypass Mode for Power Reduction
- High integration:
 - Implemented in 0.18 μ m CMOS Technology
 - RF Includes On-chip Antenna Filter and Switch
 - On-chip Firmware with Complete HCI
- Embedded ROM and Patch RAM Memory
- Up to Seven Asynchronous Connection Less (ACL) Links
- Support for Two Simultaneous Voice or Synchronous Connection Oriented (SCO) Links
- Accepts 10–20 MHz External Clock or Crystal Network
- Fractional-N Sigma/Delta Modulator
- Operating Voltage Range 2.5–3.6V
- I/O Voltage Range 1.6–3.6V
- 60-pad micro-module NFBGA package (6.1 mm \times 9.1 mm \times 1.2 mm)

APPLICATIONS

- Mobile Handsets
- USB Dongles
- Stereo Headsets
- Personal Digital Assistants
- Personal Computers
- Automotive Telematics

INTERFACES

- Full-duplex UART Supporting Transfer Rates up to 921.6 kbps Including Baud Rate Detection for HCI
- Full Speed (12 Mbps) USB 2.0 for HCI
- ACCESS.bus and SPI/Microwire for Interfacing with External Non-volatile Memory
- Advanced Audio Interface (AAI) for Interfacing with External 8-kHz PCM Codec
- Up to 3 GPIO port Pins (OP4/PG4, PG6, PG7) Controllable by HCI Commands
- JTAG Based Serial On-chip Debug Interface
- Single Rx/Tx-pad Radio Interface

DESCRIPTION

The LMX5452 is a highly integrated *Bluetooth* 1.2 compliant solution. The integrated baseband controller and 2.4 GHz radio combine to form a complete, small form-factor (6.1 mm \times 9.1 mm \times 1.2 mm) *Bluetooth* node.

The baseband controller has a standard Host Controller Interface (HCI). Based on the Texas Instruments CompactRISC™ 16-bit processor, the LMX5452 is optimized to handle the audio, data, and link management processing requirements of a *Bluetooth* node.

The on-chip memory, ROM, and Patch RAM provide lowest cost and minimize design risk with the flexibility of firmware upgrades.

The firmware supplied in the on-chip ROM supports a complete *Bluetooth* Link Manager and HCI with communication through a UART or USB interface. This firmware features point-to-point and point-to-multipoint link management, supporting data rates up to 723 kbps.

The radio employs an integrated antenna filter and switch to minimize the number of external components.

The radio has a heterodyne receiver architecture with a low intermediate frequency (IF), which enables the IF filters to be integrated on-chip. The transmitter uses direct IQ-modulation with Gaussian-filtered bit-stream data, a voltage-controlled oscillator (VCO) buffer, and a power amplifier.



Please be aware that an important notice concerning availability, standard warranty, and use in critical applications of Texas Instruments semiconductor products and disclaimers thereto appears at the end of this data sheet.

Bluetooth is a registered trademark of Bluetooth SIG, Inc.
All other trademarks are the property of their respective owners.

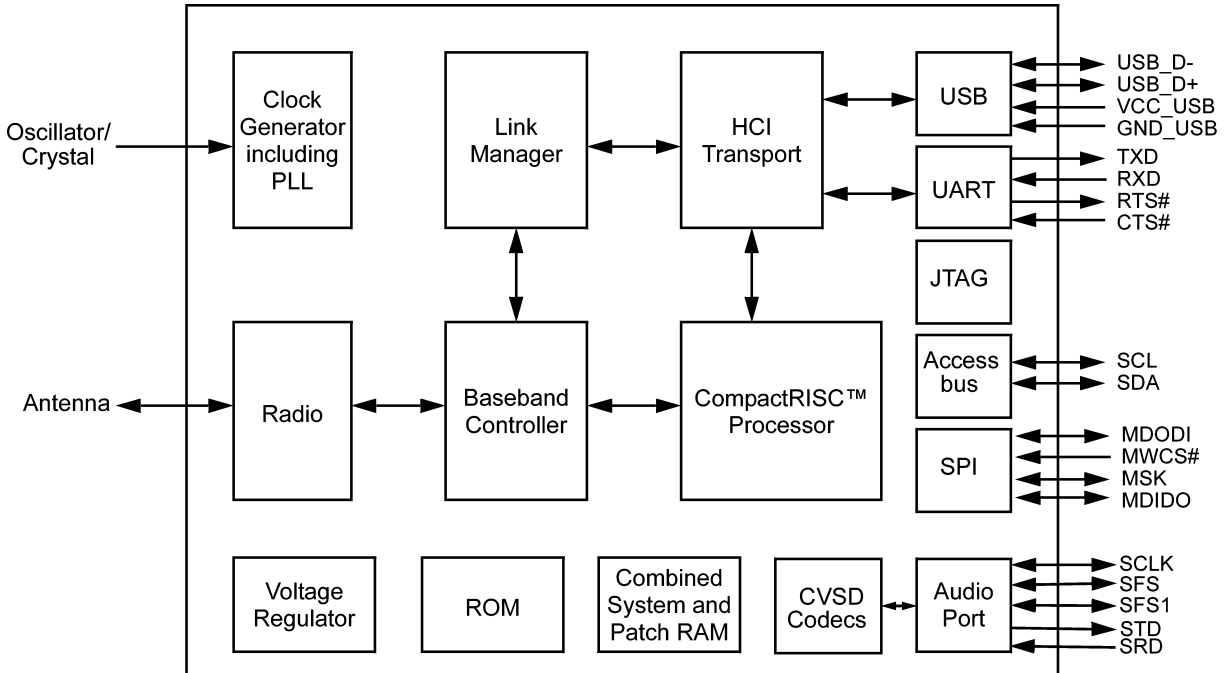
DESCRIPTION (CONTINUED)

The LMX5452 module is lead free and RoHS (Restriction of Hazardous Substances) compliant. For more information on those quality standards, please visit our quality and reliability website at <http://focus.ti.com/quality/docs/qualityhome.tsp>

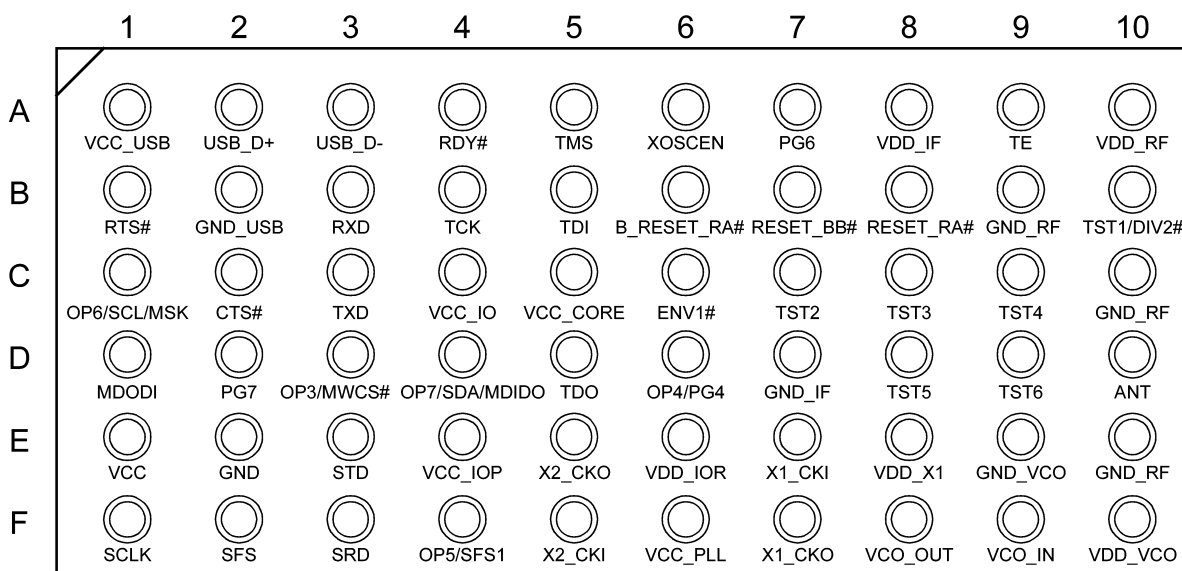


These devices have limited built-in ESD protection. The leads should be shorted together or the device placed in conductive foam during storage or handling to prevent electrostatic damage to the MOS gates.

Functional Block Diagram



Connection Diagram



X-ray - Top View

Figure 1. NFBGA, Plastic, Laminate, 9x6x1.2mm, 60 Ball, 0.8mm Pitch Package

REVISION HISTORY

Changes from Original (March 2013) to Revision A	Page
• Changed layout of National Data Sheet to TI format	2

PACKAGING INFORMATION

Orderable Device	Status (1)	Package Type	Package Drawing	Pins	Package Qty	Eco Plan (2)	Lead/Ball Finish	MSL Peak Temp (3)	Op Temp (°C)	Top-Side Markings (4)	Samples
LMX5452SM/NOPB	ACTIVE	NFBGA	NZB	60	320	Green (RoHS & no Sb/Br)	POST-PLATE	Level-4-260C-72 HR	-40 to 85	5452SM	Samples
LMX5452SMX/NOPB	ACTIVE	NFBGA	NZB	60	2500	Green (RoHS & no Sb/Br)	POST-PLATE	Level-4-260C-72 HR	-40 to 85	5452SM	Samples

(1) The marketing status values are defined as follows:

ACTIVE: Product device recommended for new designs.

LIFEBUY: TI has announced that the device will be discontinued, and a lifetime-buy period is in effect.

NRND: Not recommended for new designs. Device is in production to support existing customers, but TI does not recommend using this part in a new design.

PREVIEW: Device has been announced but is not in production. Samples may or may not be available.

OBSOLETE: TI has discontinued the production of the device.

(2) Eco Plan - The planned eco-friendly classification: Pb-Free (RoHS), Pb-Free (RoHS Exempt), or Green (RoHS & no Sb/Br) - please check <http://www.ti.com/productcontent> for the latest availability information and additional product content details.

TBD: The Pb-Free/Green conversion plan has not been defined.

Pb-Free (RoHS): TI's terms "Lead-Free" or "Pb-Free" mean semiconductor products that are compatible with the current RoHS requirements for all 6 substances, including the requirement that lead not exceed 0.1% by weight in homogeneous materials. Where designed to be soldered at high temperatures, TI Pb-Free products are suitable for use in specified lead-free processes.

Pb-Free (RoHS Exempt): This component has a RoHS exemption for either 1) lead-based flip-chip solder bumps used between the die and package, or 2) lead-based die adhesive used between the die and leadframe. The component is otherwise considered Pb-Free (RoHS compatible) as defined above.

Green (RoHS & no Sb/Br): TI defines "Green" to mean Pb-Free (RoHS compatible), and free of Bromine (Br) and Antimony (Sb) based flame retardants (Br or Sb do not exceed 0.1% by weight in homogeneous material)

(3) MSL, Peak Temp. -- The Moisture Sensitivity Level rating according to the JEDEC industry standard classifications, and peak solder temperature.

(4) Multiple Top-Side Markings will be inside parentheses. Only one Top-Side Marking contained in parentheses and separated by a "~" will appear on a device. If a line is indented then it is a continuation of the previous line and the two combined represent the entire Top-Side Marking for that device.

Important Information and Disclaimer: The information provided on this page represents TI's knowledge and belief as of the date that it is provided. TI bases its knowledge and belief on information provided by third parties, and makes no representation or warranty as to the accuracy of such information. Efforts are underway to better integrate information from third parties. TI has taken and continues to take reasonable steps to provide representative and accurate information but may not have conducted destructive testing or chemical analysis on incoming materials and chemicals. TI and TI suppliers consider certain information to be proprietary, and thus CAS numbers and other limited information may not be available for release.

In no event shall TI's liability arising out of such information exceed the total purchase price of the TI part(s) at issue in this document sold by TI to Customer on an annual basis.

TAPE AND REEL INFORMATION



QUADRANT ASSIGNMENTS FOR PIN 1 ORIENTATION IN TAPE



*All dimensions are nominal

Device	Package Type	Package Drawing	Pins	SPQ	Reel Diameter (mm)	Reel Width W1 (mm)	A0 (mm)	B0 (mm)	K0 (mm)	P1 (mm)	W (mm)	Pin1 Quadrant
LMX5452SMX/NOPB	NFBGA	NZB	60	2500	330.0	16.4	6.4	9.4	2.3	8.0	16.0	Q2

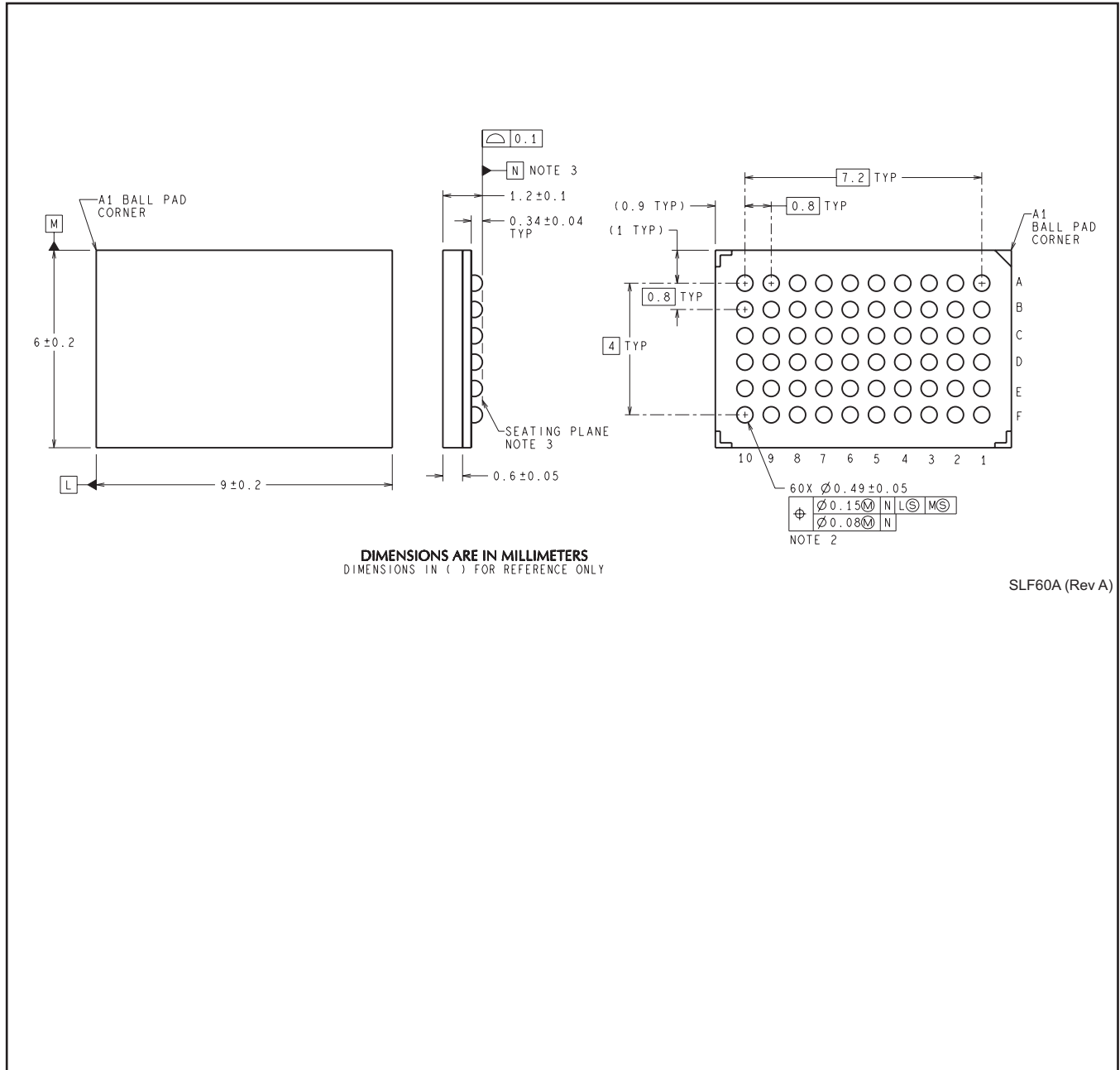
TAPE AND REEL BOX DIMENSIONS



*All dimensions are nominal

Device	Package Type	Package Drawing	Pins	SPQ	Length (mm)	Width (mm)	Height (mm)
LMX5452SMX/NOPB	NFBGA	NZB	60	2500	367.0	367.0	38.0

NZB0060A



SLF60A (Rev A)

IMPORTANT NOTICE

Texas Instruments Incorporated and its subsidiaries (TI) reserve the right to make corrections, enhancements, improvements and other changes to its semiconductor products and services per JESD46, latest issue, and to discontinue any product or service per JESD48, latest issue. Buyers should obtain the latest relevant information before placing orders and should verify that such information is current and complete. All semiconductor products (also referred to herein as "components") are sold subject to TI's terms and conditions of sale supplied at the time of order acknowledgment.

TI warrants performance of its components to the specifications applicable at the time of sale, in accordance with the warranty in TI's terms and conditions of sale of semiconductor products. Testing and other quality control techniques are used to the extent TI deems necessary to support this warranty. Except where mandated by applicable law, testing of all parameters of each component is not necessarily performed.

TI assumes no liability for applications assistance or the design of Buyers' products. Buyers are responsible for their products and applications using TI components. To minimize the risks associated with Buyers' products and applications, Buyers should provide adequate design and operating safeguards.

TI does not warrant or represent that any license, either express or implied, is granted under any patent right, copyright, mask work right, or other intellectual property right relating to any combination, machine, or process in which TI components or services are used. Information published by TI regarding third-party products or services does not constitute a license to use such products or services or a warranty or endorsement thereof. Use of such information may require a license from a third party under the patents or other intellectual property of the third party, or a license from TI under the patents or other intellectual property of TI.

Reproduction of significant portions of TI information in TI data books or data sheets is permissible only if reproduction is without alteration and is accompanied by all associated warranties, conditions, limitations, and notices. TI is not responsible or liable for such altered documentation. Information of third parties may be subject to additional restrictions.

Resale of TI components or services with statements different from or beyond the parameters stated by TI for that component or service voids all express and any implied warranties for the associated TI component or service and is an unfair and deceptive business practice. TI is not responsible or liable for any such statements.

Buyer acknowledges and agrees that it is solely responsible for compliance with all legal, regulatory and safety-related requirements concerning its products, and any use of TI components in its applications, notwithstanding any applications-related information or support that may be provided by TI. Buyer represents and agrees that it has all the necessary expertise to create and implement safeguards which anticipate dangerous consequences of failures, monitor failures and their consequences, lessen the likelihood of failures that might cause harm and take appropriate remedial actions. Buyer will fully indemnify TI and its representatives against any damages arising out of the use of any TI components in safety-critical applications.

In some cases, TI components may be promoted specifically to facilitate safety-related applications. With such components, TI's goal is to help enable customers to design and create their own end-product solutions that meet applicable functional safety standards and requirements. Nonetheless, such components are subject to these terms.

No TI components are authorized for use in FDA Class III (or similar life-critical medical equipment) unless authorized officers of the parties have executed a special agreement specifically governing such use.

Only those TI components which TI has specifically designated as military grade or "enhanced plastic" are designed and intended for use in military/aerospace applications or environments. Buyer acknowledges and agrees that any military or aerospace use of TI components which have **not** been so designated is solely at the Buyer's risk, and that Buyer is solely responsible for compliance with all legal and regulatory requirements in connection with such use.

TI has specifically designated certain components as meeting ISO/TS16949 requirements, mainly for automotive use. In any case of use of non-designated products, TI will not be responsible for any failure to meet ISO/TS16949.

Products

Audio	www.ti.com/audio
Amplifiers	amplifier.ti.com
Data Converters	dataconverter.ti.com
DLP® Products	www.dlp.com
DSP	dsp.ti.com
Clocks and Timers	www.ti.com/clocks
Interface	interface.ti.com
Logic	logic.ti.com
Power Mgmt	power.ti.com
Microcontrollers	microcontroller.ti.com
RFID	www.ti-rfid.com
OMAP Applications Processors	www.ti.com/omap
Wireless Connectivity	www.ti.com/wirelessconnectivity

Applications

Automotive and Transportation	www.ti.com/automotive
Communications and Telecom	www.ti.com/communications
Computers and Peripherals	www.ti.com/computers
Consumer Electronics	www.ti.com/consumer-apps
Energy and Lighting	www.ti.com/energy
Industrial	www.ti.com/industrial
Medical	www.ti.com/medical
Security	www.ti.com/security
Space, Avionics and Defense	www.ti.com/space-avionics-defense
Video and Imaging	www.ti.com/video

TI E2E Community

e2e.ti.com